


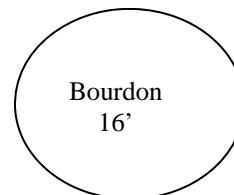
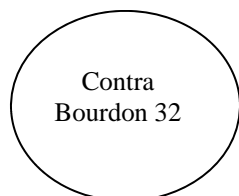
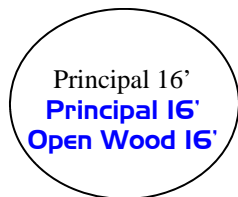
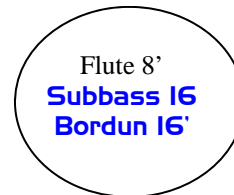
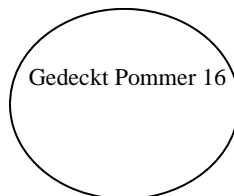
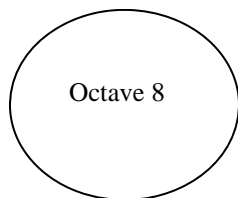
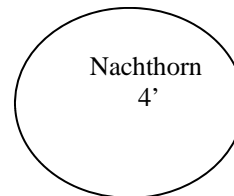
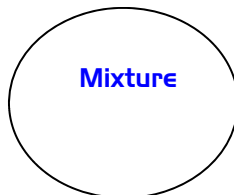
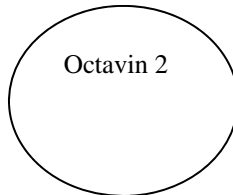
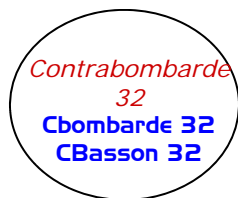
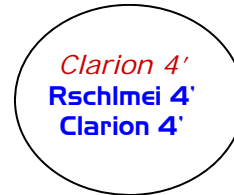
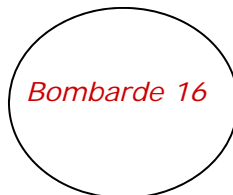
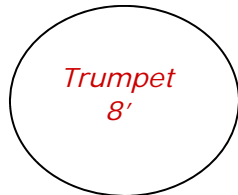
CATHEDRAL RUFFATI ORGAN PIPE AND DIGITAL STOP LIST

 Pipe Stop

 PEDAL

 Pipe Reed Stop

 Digital Stop



TO ACCESS THE DIGITAL STOPS

1. Hold **SET** Button and pull draw knob of piston you wish to access
2. Use **dial on right side** of organ to select voice. Most have 2 voices, some have more.
3. Depress **E** to access the digital voice along with the pipe voice located on that drawknob
4. Depress **P** to mute the pipe sound and use only digital on that manual
5. Always depress **"EXP on"** piston to gain complete control over the volume of the organ with the sw/ch pedals
6. The "P" and "E" pistons on Great controls the pipe digital divisions for the manual as well as the pedal

CATHEDRAL RUFFATI ORGAN PIPE AND DIGITAL STOP LIST

SWELL



CATHEDRAL RUFFATI ORGAN PIPE AND DIGITAL STOP LIST

GREAT

Great
4'

Trompett 8'
Trompette 8'
Trumpet 8'

Sharp
Mixture
III

Great 16'
Tremulant

Flute
Harmonique
4'

Mixture IV
Super Octave 2'
Fifteenth 2'

Gemshorn
8'

Rohrflote 8'
Rohrflote 8'
Chimfl 8'

Super Octave 2'
Octave 4'
Principal 4'

Octave 4'
Principal 8
Diapason 8'

Spitzflote
16'

Principal 8'
Violone 16'
Bourdon 16'

CATHEDRAL RUFFATI ORGAN PIPE AND DIGITAL STOP LIST

CHOIR

Choir
4'

Tromba
Pontificale
Fest Tr 8'
Tuba 8'

Tremulant

Choir 16'
Cromorne 8'
Frenchorn 8'

Quint Flote 1 1/3
Larigot I 1/3
Sesqui II

Zimbel III
Mixture IV
RQuinte IV

Cromorne 8'
KoppelFl 4'
Fl Damour 4'

Koppelflote 4'
Prinzipal 4'
Fugara 4'

Principal 2'
Octave 2'
Flautino 2'

Flute Celeste 8'
Holzgdckt 8'
Conc Fl 8'

Flauto Dolce 8'
Erz Celeste II
SATB AH
SATB OOH

Spitz Octave 4'
Geigen 8'
Engl Diapason 8'

Holz Bourdon 8'